

# H.E.Y! International training Mapping & Networking



Co-funded by the  
Erasmus+ Programme  
of the European Union



**LEARNING**

**OBJECTIVES**



Co-funded by the  
Erasmus+ Programme  
of the European Union

## LEARNING OBJECTIVES

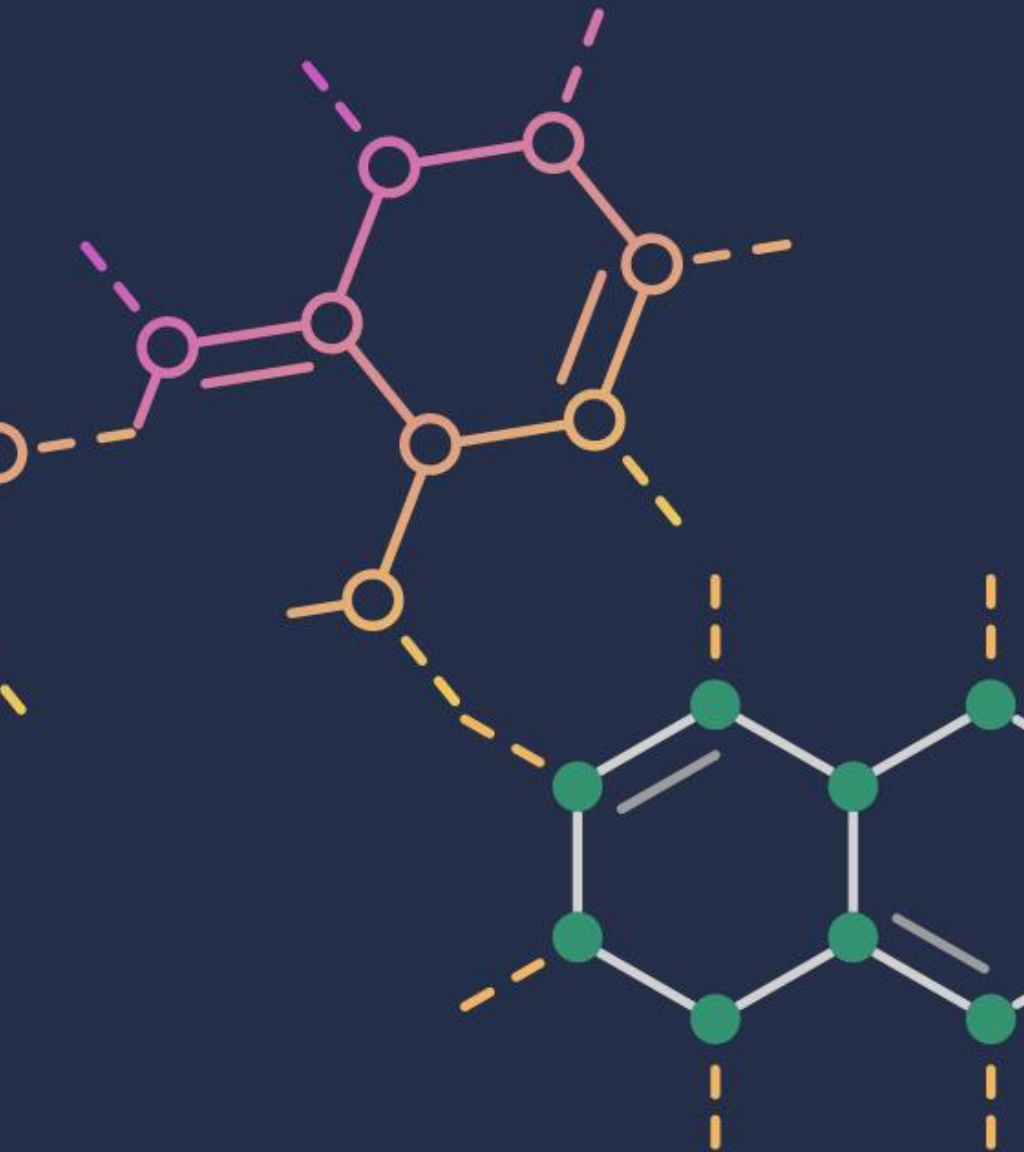
Strengthening social **networks**  
**upon fostering social inclusion**  
and enhancing knowledge of  
accessing **local resources and**  
**services** for health, housing and  
employment.




HEIGHTENING THE ENGAGEMENT OF YOUTH

# Structure of the day

- Energiser : Lights
- Introductory exercise: Bamboo stick
- Main exercise: Interview & research
- Main exercise: Mapping
- Main exercise: Networking
- Feedback session: Mind map
- Dissemination session: Just do it




Co-funded by the  
Erasmus+ Programme  
of the European Union



- **Energiser : Lights**
- Introductory exercise: Bamboo stick
- Main exercise: Interview & research
- Main exercise: Mapping
- Main exercise: Networking
- Feedback session: Mind map
- Dissemination session: Just do it




Co-funded by the  
Erasmus+ Programme  
of the European Union



- Energiser : Lights
- **Introductory exercise: Bamboo stick**
- Main exercise: Interview & research
- Main exercise: Mapping
- Main exercise: Networking
- Feedback session: Mind map
- Dissemination session: Just do it



Co-funded by the  
Erasmus+ Programme  
of the European Union



- Energiser : Lights
- Introductory exercise: Bamboo stick
- **Main exercise: Interview & research**
- Main exercise: Mapping
- Main exercise: Networking
- Feedback session: Mind map
- Dissemination session: Just do it



Co-funded by the  
Erasmus+ Programme  
of the European Union

# Main exercise: Interview & research

**Learning objective:** To raise awareness of usefulness of different services

- Task 1. Word storming on the main useful services for young people's inclusion



Co-funded by the  
Erasmus+ Programme  
of the European Union

# Main exercise: Interview & research

**Learning objective:** To raise awareness of usefulness of different services

- Task 1. Word storming on the main useful services for young people's inclusion
- Task 2: Let's check the list, split in pairs, split in 4 topics: 1) Accessing local resources available for returnees/NEETs, 2) Health Services, 3) Housing 4) Employment



# Main exercise: Interview & research

**Learning objective:** To raise awareness of usefulness of different services

- Task 1. Word storming on the main useful services for young people's inclusion
- Task 2: Let's check the list, split in pairs, split in 4 topics: 1) Accessing local resources available for returnees/NEETs, 2) Health Services, 3) Housing 4) Employment
- Task 3: Interview each other: pick 2 questions from the list and then switch roles



Co-funded by the  
Erasmus+ Programme  
of the European Union



HEIGHTENING THE ENGAGEMENT OF YOUTH

# Main exercise: Interview & research

**Learning objective:** To raise awareness of usefulness of different services

- Task 1. Word storming on the main useful services for young people's inclusion
- Task 2: Let's check the list, split in pairs, split in 4 topics: 1) Accessing local resources available for returnees/NEETs, 2) Health Services, 3) Housing 4) Employment
- Task 3: Interview each other: pick 2 questions from the list and then switch roles
- Task 4: Debriefing : Say one meaningful thing you have shared




Co-funded by the  
Erasmus+ Programme  
of the European Union



HEIGHTENING THE ENGAGEMENT OF YOUTH

# Coffee Break



- 
- Energiser : Lights
  - Introductory exercise: Bamboo stick
  - Main exercise: Interview & research
  - **Main exercise: Mapping**
  - Main exercise: Networking
  - Feedback session: Mind map
  - Dissemination session: Just do it



Co-funded by the  
Erasmus+ Programme  
of the European Union

# Main exercise: Mapping

**Learning objective:** To raise awareness of the services offered in their own areas of work and to stimulate the connections among the services

- “Mapping study”



Co-funded by the  
Erasmus+ Programme  
of the European Union



HEIGHTENING THE ENGAGEMENT OF YOUTH

# Main exercise: Mapping

**Learning objective:** To raise awareness of the services offered in their own areas of work and to stimulate the connections among the services

- “Mapping study” is a systematic approach used to understand the “map” of a profession, theory, research question, or practice.

# Main exercise: Mapping

**Learning objective:** To raise awareness of the services offered in their own areas of work and to stimulate the connections among the services

- “Mapping study” is a systematic approach used to understand the “map” of a profession, theory, research question, or practice.

Do you know how to drop a pin on Google Map?

Task 1: Drop pins on Google map on all services supporting social inclusion in your community



Co-funded by the  
Erasmus+ Programme  
of the European Union



# Main exercise: Mapping

**Learning objective:** To raise awareness of the services offered in their own areas of work and to stimulate the connections among the services

Task 3: Ask your neighbor: **10 min**

- What kind of services have you identified?
- Are these services within each community similar or different?
- Which services from the other community would be helpful or in need for your community?



Co-funded by the  
Erasmus+ Programme  
of the European Union



HEIGHTENING THE ENGAGEMENT OF YOUTH



# Main exercise: Mapping

**Learning objective:** To raise awareness of the services offered in their own areas of work and to stimulate the connections among the services

Task 3: Ask your neighbor: **10 min**

- What kind of services have you identified?
- Are these services within each community similar or different?
- Which services from the other community would be helpful or in need for your community?

Task 4: Group discussion: **15 min**


- Which services have you already used, how and why?
- Which services would you like to use, why and how?



Co-funded by the  
Erasmus+ Programme  
of the European Union



HEIGHTENING THE ENGAGEMENT OF YOUTH

- 
- Energiser : Lights
  - Introductory exercise: Bamboo stick
  - Main exercise: Interview & research
  - Main exercise: Mapping
  - **Main exercise: Networking**
  - Feedback session: Mind map
  - Dissemination session: Just do it



Co-funded by the  
Erasmus+ Programme  
of the European Union

# Main exercise: Networking

**Learning objective:** To encourage networking, to foster teamwork and collaboration.

Word storming: what's networking to you



Co-funded by the  
Erasmus+ Programme  
of the European Union



HEIGHTENING THE ENGAGEMENT OF YOUTH

# Main exercise: Networking

**Learning objective:** To encourage networking, to foster teamwork and collaboration.

Word storming: what's networking to you

Definition of Networking: a system of trying to meet and talk to other people who may be useful to you in your work (Oxford Advanced Learner's Dictionary, 2023)



Co-funded by the  
Erasmus+ Programme  
of the European Union



HEIGHTENING THE ENGAGEMENT OF YOUTH

# Main exercise: Networking

**Learning objective:** To encourage networking, to foster teamwork and collaboration.

Word storming: what's networking to you

Definition of Networking: a system of trying to meet and talk to other people who may be useful to you in your work (Oxford Advanced Learner's Dictionary, 2023)

Task 1: in country group, introduce your organisation & your food **10 min each**

- Name
- Mission
- Target group
- 1 additional item



Co-funded by the  
Erasmus+ Programme  
of the European Union



HEIGHTENING THE ENGAGEMENT OF YOUTH

TIME FOR  
LUNCH



# Main exercise: Networking

**Learning objective:** To encourage networking, to foster teamwork and collaboration.

Task 2: Write on the 2 flipcharts the name of your organisation and at least 3 strengths and 3 needs (use sentences with verbs, no key words) **10 min**



Co-funded by the  
Erasmus+ Programme  
of the European Union



# Main exercise: Networking

**Learning objective:** To encourage networking, to foster teamwork and collaboration.

Task 2: Write on the 2 flipcharts the name of your organisation and at least 3 strengths and 3 needs (use sentences with verbs, no key words) **10 min**

Task 3: Let's read them loud



Co-funded by the  
Erasmus+ Programme  
of the European Union



# Main exercise: Networking

**Learning objective:** To encourage networking, to foster teamwork and collaboration.

Task 2: Write on the 2 flipcharts the name of your organisation and at least 3 strengths and 3 needs (use sentences with verbs, no key words) **10 min**

Task 3: Let's read them loud

Task 4: Go and search for your partner **20 min**

- Be brave: ask people for what you need to improve your work
- Be generous: share tools, platforms and methodologies to support and empower the other organisation
- Be creative: explore possible partnerships and joint activities



Co-funded by the  
Erasmus+ Programme  
of the European Union



HEIGHTENING THE ENGAGEMENT OF YOUTH

# Main exercise: Networking

**Learning objective:** To encourage networking, to foster teamwork and collaboration.

Some tips for networking follow up...



Co-funded by the  
Erasmus+ Programme  
of the European Union



HEIGHTENING THE ENGAGEMENT OF YOUTH

# Main exercise: Networking

**Learning objective:** To encourage networking, to foster teamwork and collaboration.

Some tips for networking follow up...

- Share your contacts
- Use platforms (eg. LinkedIn)
- Follow social media of each other
- Write right after the networking events
- Go Premium: build a partnership!
- Use transparent, and co-developed rules and procedures



Co-funded by the  
Erasmus+ Programme  
of the European Union



HEIGHTENING THE ENGAGEMENT OF YOUTH

# Main exercise: Networking

**Learning objective:** To encourage networking, to foster teamwork and collaboration.

Some tips for networking follow up...

- Clarify communication channels and budget management
- Be inclusive
- Organise regular meetings
- Use Action plan and shared calendars
- Organise activities for trust building
- Use electronic filing system

What else?

# Main exercise: Networking

**Learning objective:** To encourage networking, to foster teamwork and collaboration.

What else?


Make sure you have **SHARED VALUES**



Co-funded by the  
Erasmus+ Programme  
of the European Union




HEIGHTENING THE ENGAGEMENT OF YOUTH

- 
- Energiser : Lights
  - Introductory exercise: Bamboo stick
  - Main exercise: Interview & research
  - Main exercise: Mapping
  - Main exercise: Networking
  - **Feedback session: Mind map**
  - Dissemination session: Just do it



Co-funded by the  
Erasmus+ Programme  
of the European Union

- 
- Energiser : Lights
  - Introductory exercise: Bamboo stick
  - Main exercise: Interview & research
  - Main exercise: Mapping
  - Main exercise: Networking
  - Feedback session: Mind map
  - **Dissemination session: Just do it**



Co-funded by the  
Erasmus+ Programme  
of the European Union

# Main exercise: Just do it

**Learning objective:** To improve event organisation skills, to support creativity and encourage use of online tools for communication.

Organise your event:

1. Who is involved?
2. What happens?
3. Where does it take place?
4. When does it take place?
5. Why does it happen?

...Make a flyer 😊



Co-funded by the  
Erasmus+ Programme  
of the European Union



HEIGHTENING THE ENGAGEMENT OF YOUTH



- **Grazie**
- **Gracias**
- **Thank you**
- **Ευχαριστώ**
- **Hvala**
- **Obrigadas**
- **Merci**

[www.hey-project.org](http://www.hey-project.org)



Co-funded by the  
Erasmus+ Programme  
of the European Union



HEIGHTENING THE ENGAGEMENT OF YOUTH